

CAPS

maskew miller  
learning



GRADE

1

CORE READER

# Platinum

English First Additional  
Language

V. Francis • D. Avery • D. De Jong

Platinum English First Additional Language Grade 1 Core Reader

Maskew Miller Learning  
10 Freedom Way, Milnerton, Cape Town, 7441

© Maskew Miller Learning (Pty) Ltd 2025

All rights reserved. No part of this publication may be reproduced, stored in a retrieval system, or transmitted in any form or by any means (electronic, mechanical, photocopying, recording or otherwise) without the prior written permission of the copyright holder.

To request permission to reproduce or adapt any part of this publication, please contact the Rights and Permissions team on 021 532 6000 or email [rightsgranting@mml.co.za](mailto:rightsgranting@mml.co.za). To report copyright infringement, please email [copyright@mml.co.za](mailto:copyright@mml.co.za).

ISBN 978-1-779-89919-4  
ePDF ISBN 978-1-834-98032-4

Publisher: Lucille Kemp  
Managing Editor: Nell Labuschagne, Marika Truter  
Edited by Jenni Horn  
Cover design by MML Visual Design  
Cover artwork by Janette Wright  
Book design by MML Visual Design  
Artwork by MML Visual Design, Susie Appleby, Geoff Walton, Marie Luders, Tabitha Buffet, Arthur Niit, Lisa Nelson, Janet Botes, Marco Pires, Jade Bailey, Janette Wright  
Typeset by Sonya Collison  
Printed by

### **Acknowledgements**

The authors and publishers thank the following for the use of images:

Shutterstock:

p3. Chase D'animulls, p10. Foxy Fox, p11. Foxy Fox

# Contents

## TERM 1

<b>Text 1: The A B C D E F G song</b>	
About me ( <i>Information text</i> ) . . . . .	4
<b>Text 2: A song for school</b>	
At school ( <i>Song</i> ) . . . . .	6
<b>Text 3: Good habits, bad habits</b>	
Healthy habits ( <i>Story</i> ) . . . . .	8
<b>Text 4: Anna grows her own food</b>	
Healthy habits ( <i>Story</i> ) . . . . .	10
<b>Text 5: Good weather, bad weather</b>	
The weather ( <i>Information text</i> ) . . . . .	12
<b>Text 6: Hot cross buns</b>	
Special days ( <i>Rhyme</i> ) . . . . .	14

## TERM 2

<b>Text 7: This is my family</b>	
My family ( <i>Story</i> ) . . . . .	16
<b>Text 8: Keep safe at home</b>	
Safety in the home ( <i>Dialogue</i> ) . . . . .	18
<b>Text 9: What are your five senses?</b>	
My body ( <i>Information text</i> ) . . . . .	20
<b>Text 10: What moves me?</b>	
My body ( <i>Riddles</i> ) . . . . .	22
<b>Text 11: Keep safe in the sun</b>	
Keeping my body safe ( <i>Rhyme</i> ) . . . . .	24
<b>Text 12: Anansi learns to share</b>	
Special days ( <i>Folktale</i> ) . . . . .	26

## TERM 3

<b>Text 13: Tam falls down</b>	
My community ( <i>Story</i> ) . . . . .	28
<b>Text 14: How Dog got his bark</b>	
Pets ( <i>Folktale</i> ) . . . . .	30
<b>Text 15: Good manners</b>	
Manners and responsibilities ( <i>Story</i> ) . . . . .	32
<b>Text 16: Manners help us live together</b>	
Manners and responsibilities ( <i>Stories</i> ) . . . . .	34
<b>Text 17: How a plant grows</b>	
Plants and seeds ( <i>Information text</i> ) . . . . .	36
<b>Text 18: The Heritage Day feast</b>	
Food ( <i>Cartoon</i> ) . . . . .	40

## TERM 4

<b>Text 19: This is my home</b>	
Homes ( <i>Information text</i> ) . . . . .	43
<b>Text 20: Jabu walks to school</b>	
Picture maps ( <i>Story and information text</i> ) . . . . .	46
<b>Text 21: Wonderful water</b>	
Water ( <i>Poem</i> ) . . . . .	50
<b>Text 22: At the seaside</b>	
Water ( <i>Story</i> ) . . . . .	55
<b>Text 23: Look at the moon</b>	
The sky at night ( <i>Information text</i> ) . . . . .	57
<b>Text 24: The story of the star sisters</b>	
Special days ( <i>Folktale</i> ) . . . . .	60

# The A B C D E F G song

Text 1

Term 1

## Pre-reading activity

Sing the alphabet song with your teacher.

This is the song:

*a b c d e f g*

*h i j k*

*l m n o p*

*q r s t u v*

*x, y and z.*

*Now I know my abc.*

*Next time, won't you sing with me?*

New words

**sing:** I sing on my way to school.

























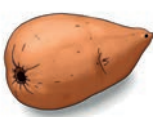


**count:** I count the sweets in the packet.

**chart:** The teacher sticks the alphabet chart on the wall.

## Post-reading activity

Count how many animals are in the chart.

**Try this!** Find the word in the chart that starts with a **p**. Now, think of another word starting with a **p**. Tell a classmate.

<b>Aa</b>  ant	<b>Bb</b>  ball	<b>Cc</b>  cat	<b>Dd</b>  drum
<b>Ee</b>  egg	<b>Ff</b>  fish	<b>Gg</b>  goat	<b>Hh</b>  hat
<b>Ii</b>  insect	<b>Jj</b>  jug	<b>Kk</b>  key	<b>Ll</b>  leaf
<b>Mm</b>  mango	<b>Nn</b>  nest	<b>Oo</b>  orange	<b>Pp</b>  pot
<b>Qq</b>  queen	<b>Rr</b>  rat	<b>Ss</b>  sun	<b>Tt</b>  tree
<b>Uu</b>  umbrella	<b>Vv</b>  van	<b>Ww</b>  water	<b>Xx</b>  X-ray
<b>Yy</b>  yam	<b>Zz</b>  zebra	<p><b>Say these sounds</b> </p> <p>f in fish j in jug</p>	

# A song for school

Text 2

## Pre-reading activity

1. What do you do at school?
2. Point to these words from the song: clap, jump, stamp, and play.

New words

**clap:** I clap my hands.

**jump:** I jump up and down.

**stamp:** I stamp my feet to the beat of the song.

Clap, clap, clap, we go to school,  
Jump, jump, jump, it's super cool!  
Clap, clap, clap, I read a book.  
Clap, clap, clap, we go to school,  
Jump, jump, jump, it's super cool!  
Clap, clap, clap, I read a book.  
We clap. We jump. We read!



Blend this word

c-l-a-p



Break down this word

jump

rain : bow  
rainbow

Clap, clap, clap, I write with a pen,  
Stamp, stamp, stamp, count one to ten!  
Clap, clap, clap, we learn and play.  
Clap, clap, clap, I write with a pen,  
Stamp, stamp, stamp, count one to ten!  
Clap, clap, clap, we learn and play.  
We clap. We stamp. We play!



### Post-reading activity

1. Show how you read a book and write with a pen.
2. Draw your favourite action from the song.  
Write one word.

**Try this!** Sing the song with a partner.  
Make up your own tune for the song.

Say this sound



t in ten

Say this word



play

# Good habits, bad habits

Text 3

## Pre-reading activity

What foods do you like to eat?

New words

**fresh:** Amo loves eating fresh fruit and vegetables.

**snack:** My dad gives me a snack after school.

Amo eats a fresh apple for a snack. She likes green apples.



Tim wants a chocolate before lunch. He likes plain chocolate.



Mpho washes her hands before eating. She uses soap and water.



Say this sound 

a in Amo

Blend this word

t-i-m



Mpho stays up late watching TV. She really loves her special shows.



Amo brushes her teeth before bed. She uses mint toothpaste and a blue toothbrush.



Tim drinks lots of fizzy drinks. He likes the green cooldrink best.



### Post-reading activity

1. Which child has good habits?  
Which child has bad habits?
  2. Write the name of a child with good habits.
- Try this!** Match words in the story with the pictures.

Say this word **ABC**

brushes

Break down this word



Amo

# Anna grows her own food

Text 4

## Pre-reading activity

Read the title. What do you think Anna grows?

New words

**vegetables:** We get vegetables in many colours.

**aubergines:** Grandma put some of the shiny, purple aubergines in a delicious curry.

**amaranth:** We love cooking up amaranth leaves. We call it morogo.

**excitement:** The feeling of excitement makes me so happy and full of energy!

Anna loved vegetables. She wanted to grow her own. Her big sister, Bella, helped her plant the seeds. First, they planted aubergines in the garden. Then they planted African spinach in a big pot. Bella gave Anna some amaranth seeds to sprinkle in the soil.



Say this sound

a in Anna



Every day, Anna and Bella watered the plants. They watched them grow bigger and bigger. One morning, Anna saw little green shoots! She clapped her hands in excitement.

Soon, they had fresh vegetables to eat. “Homegrown vegetables are the best!” Anna said.



### Post-reading activity

1. What is the name of the girl who grows vegetables?
2. Which vegetable do you like to eat?  
Discuss in class.

**Try this!** Read the story with a partner. Ask your partner questions about the story.

# Good weather, bad weather

Text 5

## Pre-reading activity

What kind of weather do you like? Why?








New words

**sun:** The sun keeps us warm.

**cloud:** When I see a cloud, I wonder if it will rain.

**wind:** Don't let the wind blow you off your feet!

## Week 1

Monday	Tuesday	Wednesday	Thursday
			
Friday	Saturday	Sunday	
			

### Weather Chart Week 1.

Monday, Tuesday, Wednesday, and Thursday show hot, sunny weather.

Friday shows light clouds.

Saturday shows dark clouds with a little rain.

Sunday shows dark clouds and wind.








Say this word **A B C**

weather

Say this sound 

b in bad

# Week 2

Monday	Tuesday	Wednesday	Thursday
			
Friday	Saturday	Sunday	
			

## Weather Chart Week 2.

Monday and Tuesday show dark clouds and wind.

Wednesday, Thursday and Friday show light clouds.

Saturday shows dark clouds and a little rain.

Sunday shows hot, sunny weather.

### Post-reading activity

1. Which week has mainly bad weather?
2. Draw the weather today. Write one word for your drawing.

**Try this!** Point to a picture of the weather and tell your friend what it means.

#### Break down this word



weather

#### Blend this word



s-u-nn-y  
r-ai-n-y c-lou-dy