

CAPS

maskew miller
learning 



GRADE

3

CORE READER

Platinum

English First Additional
Language

V. Francis • C. Maharaj • D. De Jong

Platinum English First Additional Language Grade 3 Core Reader

Maskew Miller Learning
10 Freedom Way, Milnerton, Cape Town, 7441

© Maskew Miller Learning (Pty) Ltd 2025

All rights reserved. No part of this publication may be reproduced, stored in a retrieval system, or transmitted in any form or by any means (electronic, mechanical, photocopying, recording or otherwise) without the prior written permission of the copyright holder.

To request permission to reproduce or adapt any part of this publication, please contact the Rights and Permissions team on 021 532 6000 or email rightsgranting@mml.co.za. To report copyright infringement, please email copyright@mml.co.za.

ISBN 978-1-834-95574-2
ePDF ISBN 978-1-834-98377-6

Publisher: Lucille Kemp
Managing Editor: Nell Labuschagne, Marika Truter
Edited by Tracy Wiles
Cover design by MML Visual Design
Cover artwork by MML Visual Design
Book design by MML Visual Design
Artwork by MML Visual Design, Emma Minkley, Adriana Uzunoglu
Candace di Talamo, Leana Eloff, Jade Bailey
Typeset by JSquare Studio
Printed by

Acknowledgements

The author and publisher thank the following for the use of images:

Shutterstock:

p53. Gorodenkoff, p54. Shan_shan, p54. George Trumpeter, p55. tawanroong, p55. Pratero, p56. Ivan Bruno de M, p56. Golam Rob, p56. primopiano, p61. Dima Zel, p62. murartart, p63. Mikhail Zhalnin, p64. PROtoys, p77. Iulia_C, p78. VAKS-Stock Agency, p79. Artsiom P, p80. Danica Chang, p80. sirtravelalot, p80. Roman Chazov

Contents

Term 1

Text 1: Riddles for me..... 1
About me (Jokes and riddles)

Text 2: A day at the beach 4
Feelings (Story)

Text 3: How to stay healthy 7
Health protection (Information text)

Text 4: Easy ways to keep healthy 10
Health protection (Story)

Text 5: My body is mine 14
Keeping my body safe (Poem)

Text 6: Sue plays by the rules 17
Rights and responsibilities (Story)

Term 2

Text 7: The Superfood Ninjas..... 20
Healthy eating (Story)

Text 8: The Bug Catchers..... 24
Insects (Play)

Text 9: The life of a butterfly 28
Life cycles (Information text)

Text 10: Grow and change 32
Life cycles (Story and information text)

Text 11: Clean the mess..... 36
Recycling (Story)

Text 12: How to make a fruit salad..... 40
Special days (Story and information text)

Contents

Term 3

Text 13: Don't cross the road, Buddy 45

Public safety (Cartoon story)

Text 14: Luna cleans the ocean... 49

Pollution (Story)

Text 15: The texting two..... 53

How people lived long ago
(Information text)

Text 16: Mom goes to the farm ... 57

How people lived long ago (Story)

Text 17: What is space? 61

Space (Information text)

Text 18: Let's celebrate 65

Special days (Dialogue)

Term 4

Text 19: Maisie, the magical mealie seed 69

Products and processes (Folktale)

Text 20: Flash, flame, fire!..... 73

Disasters and what we should do (Poem)

Text 21: Bella the rescue dog 77

Animals and creatures that help us
(Information text)

Text 22: Busy little bees 81

Animals and creatures that help us
(Information text)

Text 23: Mario wins gold 85

Setting goals (Story and information text)

Text 24: Welcome to Grade 4 89

Special days (Story)

Riddles for me

Text 1

Pre-reading activity

Do you know the meaning of these words?

Say this word

jewels

A
C B

New words

ticking – The **ticking** clock kept me awake all night.

tighten – That screw will fall out if you do not **tighten** it.

slimy – She slipped on **slimy** seaweed washed up on the shore.

My shiny metal keeps kings and queens noble and fine
With diamonds and rubies for extra shine.

I'm a building where people pray and sing
I have a steeple and bells that ring.

My hands are on my face,
one that is long and one that is short,
and one that moves at pace.
I hang on a wall, clear to see,
and every day they look at me.

I can run but I can't walk.
I have a mouth but I cannot talk.

I have a bed but never sleep
I have a bank but no money to keep.

What
am I?





Break down
this word

rainbow

rainbow

shiny

I have a head and I have a tail.
You can swap me for something that's for sale.

What goes up must come down, they say,
but I only go up, never down, until your dying day.

When you look at me, you'll see your face,
Looking back from this shiny place.

I'm a tool used to write long ago,
Add some paper and with my ink, letters will flow.

I hold things together, both big and small
With a twist of my head, I'll tighten them all.

You can't see me or touch me
but you use me every day.
You can change me if you want, you know.
Yet you take me everywhere you go.

I hop and jump in the pond all day,
Green and slimy, I catch flies at play.

I am clothing you wear on your feet,
To keep you warm and looking neat.

I have four legs and a comfy seat,
Where you can sit and rest your feet.



**Say this
sound**



ay in day, play

Post-reading activity

1. Which riddle is your favourite one? Why?
2. Write your own riddle about a pen, a book or a ruler.

Try this!

Work with a partner and take turns to read the riddles to each other. Do you know a riddle you can ask your partner?

A day at the beach

Text 2

Pre-reading activity

1. What do you like to do at the beach?
2. Do you enjoy swimming in the ocean?

New words

excited – It is his birthday tomorrow and he is too **excited** to sleep.

nervous – Everyone is **nervous** for the big test.

waves – The huge **waves** washed the boat onto the beach.

Jay woke up excited. He was going to the beach with his friend, Lebo. Jay ate breakfast and then went to fetch Lebo.

“I can’t wait to play in the sun!” said Jay. “Me too,” said Lebo.

“It’s going to be so much fun!”

Jay and Lebo jumped out of the car at the beach. They ran to the sea.

“Let’s first play in the sand,” said Lebo,

“We can build a sandcastle.”

Say this word

A
C B

play
Jay
out



“I have never built a sandcastle,” said Jay, feeling nervous. “I will show you how to build a strong sandcastle,” said Lebo.

The two children built a big sandcastle. Jay was very proud of their sandcastle. He walked around the sandcastle, smiling at what they had built.

Jay and Lebo played in the sea. Lebo swam in the waves while Jay stayed in the shallow water. Lebo was a strong swimmer and loved to go far from the shore. Jay watched her. He felt sad because he could not swim. He decided to learn how to swim. He would practise every day after school. Maybe Lebo would teach him.

**Blend
this word**



sh-out-ing



“Let’s lie on the sand,” said Lebo. She wanted to get dry after swimming. “I’m glad we came to the beach today,” said Jay, “Look at the big, fluffy clouds.”



“I like watching them too,” said Lebo. “Sometimes they make interesting shapes. Look, that one looks like a dolphin!” “Yes, I see it,” said Jay. He tried to find a shape to show Lebo. Then he heard his parents calling them. “I think it’s time to eat,” said Jay. “Oh, good, I am so hungry,” said Lebo. Jay’s father brought their food to them. “This is the best day ever!” shouted Jay.

Post-reading activity

1. Draw a sand castle.
2. Write instructions for your friend to build your sand castle.

Try this!

Read the story and then tell your friend which of the two characters is your favourite and say why.

How to stay healthy

Text 3

Pre-reading activity

1. What can you do to stay healthy?
2. Is there anything you eat that is unhealthy?

New words

cavities – The dentist will fill the **cavities** in your teeth.

germs – You can spread your **germs** by sneezing and coughing.

cheerful – A **cheerful** smile might brighten someone's day.

attitude – A positive **attitude** can get you through difficult times.

Say this sound



ea in meals

Eating healthy food keeps your body strong. Always eat a healthy breakfast to give you energy for your day.

If you eat different kinds of foods instead of the same ones every day, it can make your meals more enjoyable.

Drink lots of water every day to keep your body healthy and working properly.





Clean your teeth twice a day to keep your breath fresh and to stop cavities and tooth decay.

Wash your hands before preparing or eating food. Your hands carry germs. If you don't wash your hands, you can transfer the germs to your mouth when you eat. So, wash your hands to protect yourself from getting sick.

Sleep helps your body to rest and heal. Make sure you get enough sleep before you go to school each day.

Cover your mouth and nose with a tissue or the inside of your elbow when you cough or sneeze. This stops germs from spreading to others.


Exercise keeps your body healthy. Make sure you play outside with your friends to get exercise.

When playing outside, wear sunscreen and a hat to protect your skin from sunburn. Remember to drink extra water on hot, sweaty days.

Stay in the shade when it is very hot. Too much sun on very hot days could cause sunstroke.

Keep a good attitude, because a cheerful attitude can help your body to recover faster and stay healthy.

If you're feeling sad or worried, share your feelings with friends or family. Being healthy helps you play, learn and enjoy every day better.



Blend this word



ex-er-cise
sun-scr-en
sun-block



Post-reading activity

1. What healthy tip do you need to start doing?
2. Write one of your own tips to stay healthy.

Try this!

Read the story and draw a picture of yourself doing an action from the story.

Easy ways to keep healthy

Text 4

Pre-reading activity

1. How do you look after your health so you don't get sick?
2. Find three words that rhyme: toy, teen, boy, bean, enjoy, may

New words

fingerprints – Every person has their own special **fingerprints** on their fingers.

patient – The patient waited outside the clinic to see the doctor or nurse.

Say this sound



oy in boy

Blend this word



cl-i-n-ic



Doctor John works in a clinic nearby.

He loves his work but you'll hear him sigh:


“Oh dear, oh boy, oh my, oh why -
Can't we protect ourselves from getting sick?

It's not as if it's a magic trick!”

It's so easy, it's simple, everyone can do it.

For a start, wash your hands – please, do your bit!

Doctor John washes his hands after every patient. If he doesn't keep them clean all his good work will be wasted. He washes so often that his fingerprints have faded! But it matters, a lot, that he gets rid of any germs, Before he meets the next patient waiting their turn.



Doctor John knows the value of being outdoors in the sun.

He tells his patients to get out and go for a run,

Or at least a walk, a swim or play a game –

Any exercise will help stop illness, so he claims.

The sun provides vitamins which keep us all well.

The air in our lungs is good too, Doctor John will tell.

So don't sit on your couch and do nothing all day, because when germs come your way, they will come to stay!

Say this word

exercise



Break down this word

outdoors

rain | bow

rainbow

What exercise is for you the most fun? That exercise should be your chosen one. Do it often, at least three times a week. Soon you'll find your health at its peak!

Doctor John's patients eat healthy food - Fruit and vegetables, lots of water is good. They don't drink fizzy cooldrinks or eat many sweets. Popcorn and fruit juice are their favourite treats. Last, but not least, they sleep well at night. They are in bed on time, when Doctor John turns off the light. They are tired from their exercise so they sleep cosily and tight.



**Break down
this word**

rain | bow

rainbow

fizzy



Next morning when they wake up, they feel fresh
and alive,
Ready for a new day, to be happy and to thrive!

Try to remember what Doctor John says
About the sun, air and exercise,
Healthy food and your bed.
Look after your health, it's a wonderful treasure
And you'll see when you care for it,
You will excel beyond measure.

Say this
word

thrive

A
B
C

Post-reading activity

1. Find the rhyming words in the story.
2. Find out more about healthy food. Draw pictures of healthy food that you enjoy.

Try this!

With your partner, make a list of all the ways you can keep healthy. Show it to someone at home.

My body is mine

Text 5

Pre-reading activity

Draw a picture to explain one of the sentences.
You may use words too.

1. Say NO loudly.
2. Shout for help.
3. Run away quickly.

New words

joy – Her singing brings Grandma so much **joy**.

unsure – The duckling is **unsure** about going into the water.

support – We're going to **support** Mom.

cheer – The whole school **cheers** on the athletes on sports day.


Say this sound



oy in boy
oy in joy

My body is mine and mine alone.
It is not for anyone else to own.
I have the right to choose
who to keep and who to lose,
who can be close and
who must step away.
I get to choose every day.

My body is mine.
If someone makes
me feel uneasy,
even if they seem to be
relaxed and breezy,
I get to say, "Stop! Stay away from me!"
What do you think? Do you agree?
I know it's hard to do but you are strong.
Saying "No!" doesn't take long.





My body is mine.

Sometimes we feel unsure or full of fear
and then we need someone we trust to be near.
We need someone who will listen and care,
who will hold our hand and let us share
all our thoughts and feelings and worries,
to say our prayers and make apologies.

My body is mine.

I am lucky to have people who are so kind,
Who carry me in their heart and mind.
They remind me that I am strong
and that saying “No” is not wrong.
No one is owed a hug or a kiss,
No uncle, no aunt, no friend, no mister, no miss!

My body is mine.
I have the right to choose who can stay.
My body is mine in every way.
With my voice, I share my joy and fear.
Knowing my rights makes everything clear.

You can do the same.
If someone tries to hurt you,
don't take the blame.
Stand up tall,
even if you're small.
Lift your chin and
raise your voice,
Say, "No! This is my choice!"
Stamp your foot if you must.
Make some noise
and raise some dust!



Post-reading activity

1. What does it mean to feel unsure or full of fear?
2. Draw a picture of a place where you feel safe.
Write three sentences about it.

Try this!

Work with a partner and take turns to read the verses. Tell each other what you do if someone makes you feel uncomfortable.